



**SYSTEMS**  
Office Furniture

## Refurbished Haworth Soji

Partial Assembly



**Assembly  
Code: 21-2**

Have a question or need help with assembly? Reach out to us over live chat, email, or phone.

Monday - Friday  
8:00 am - 5:00 pm CST

**979.776.2100**

[SystemsOffice.com](http://SystemsOffice.com)

[orders@systemsoffice.com](mailto:orders@systemsoffice.com)

**Visit Our Assembly Page**



[SystemsOffice.com/assembly](http://SystemsOffice.com/assembly)

To file a claim go to  
[SystemsOffice.com/claims](http://SystemsOffice.com/claims)

# What's in the box?

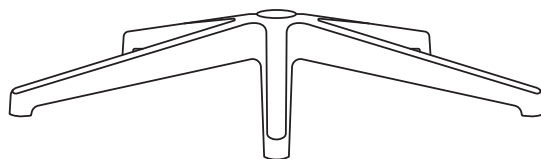
Partially Assembled Chair Body



Cylinder



5 Star Base

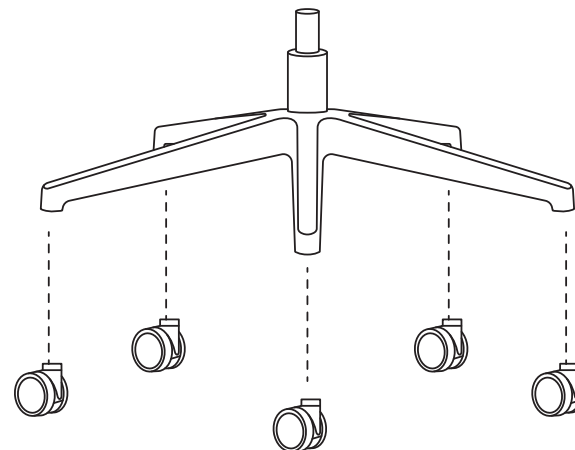


Casters (5)



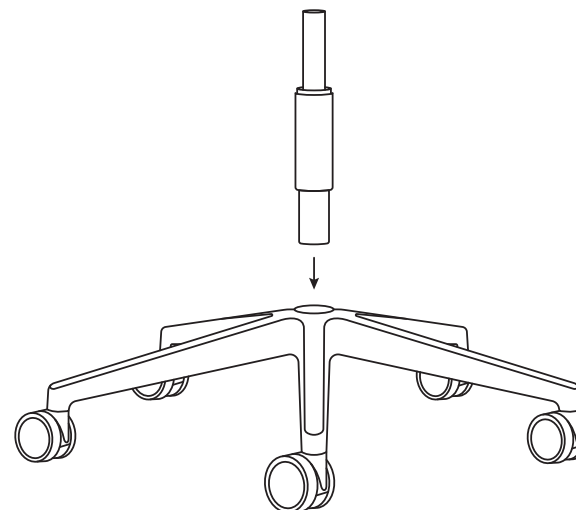
## Step One

Place all components on a flat surface. At the bottom of the 5 star base, insert the caster wheels. The metal locking mechanism should be firmly pushed into place.



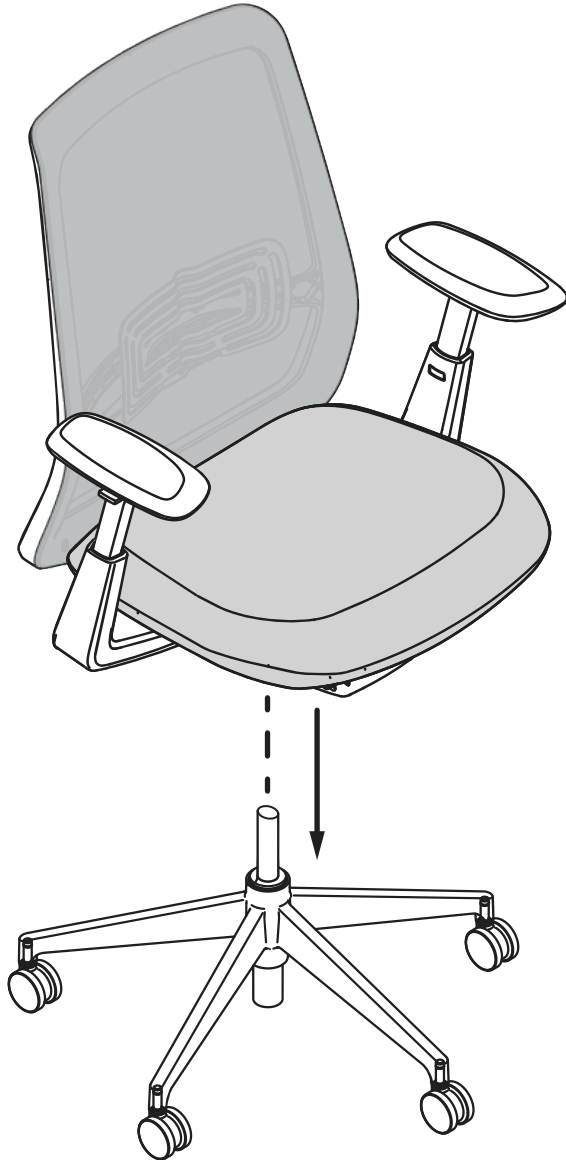
## Step Two

Insert the cylinder into the base.



## Step Three

Pick up the partially assembled chair body and line it up with the cylinder. Insert the cylinder into the chair body and push down to activate the top button on the cylinder.



## Step Four

Sit in the chair to make sure everything is working properly then enjoy your chair!

